



Portfolio

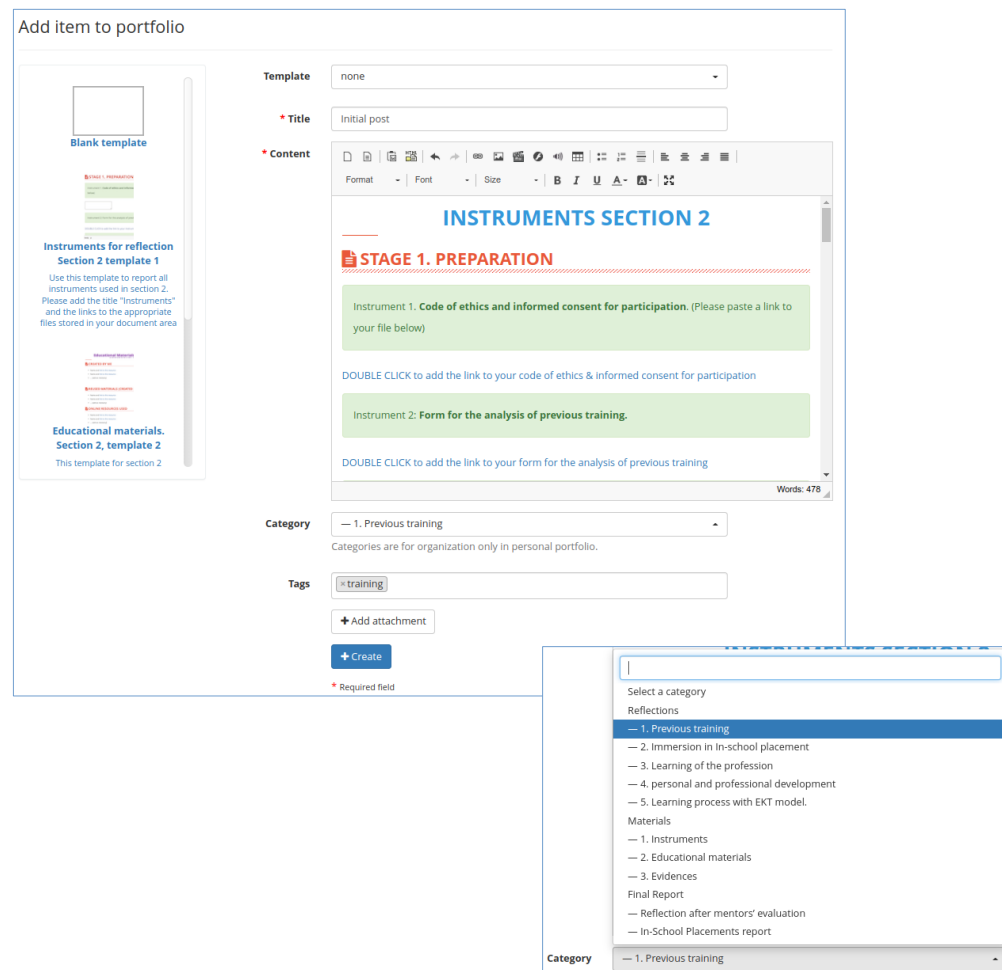
An Eportfolio for Self and Collective Reflection in the EKT Project

Nicolas Ducoulombier, BeezNest



Portfolio

We needed to have a tool that enable student teachers to reflect on their learning but also on their experiences in their training period. The solution was developed as a tool in the Chamilo LMS wich is part of the EKT platform.

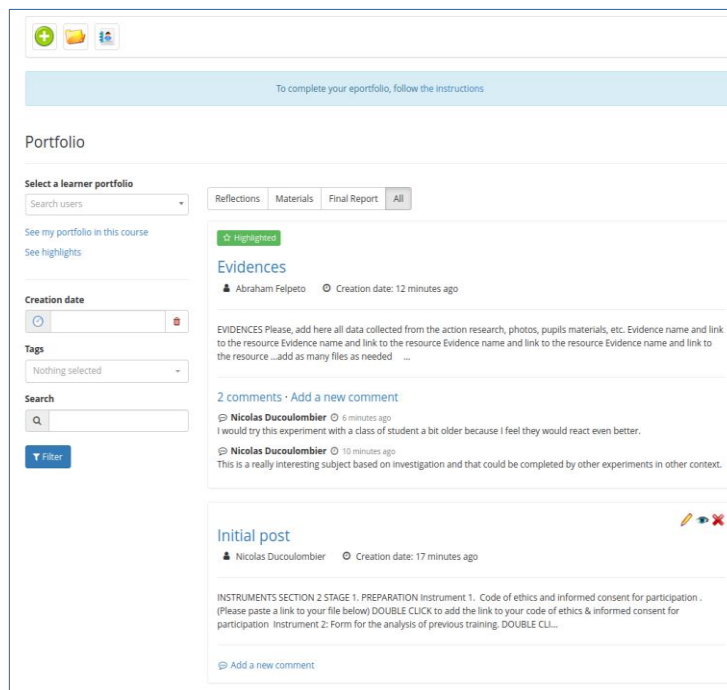


The eportfolio tool enables student to create posts based on predefined templates to help them initiate activities. They only need to click on the template on the left hand side and the template will appear in the right for them to edit it to complete the post with their own data.

For teachers and other students to easily identify the post, the student can classify it selecting a category in a list defined in common for all the platform and that can be translated, and one or many tags in a list defined by the teacher of the course.

The post can be shared with all to give access to all students of the course, or can be visible for teacher and the student for specific teacher review, or private to be only for the student until it is ready for publishing.

To have a collective reflection, other students can comment on the post or can copy the post as a new post in their own portfolio to develop a full reflection based on this input. When entering the portfolio tool, you see the 3 first lines of all the post of all the users with the 3 first comments and you have many options to filter or search what you want to see.



The screenshot shows a web interface for a portfolio tool. At the top, there are icons for adding content, a folder, and a share icon. Below this is a blue banner with the text "To complete your eportfolio, follow the instructions". The main section is titled "Portfolio" and contains several filter options on the left: "Select a learner portfolio" with a search box, "See my portfolio in this course" and "See highlights" links, "Creation date" with a date range selector, "Tags" with a dropdown menu, and "Search" with a search box and a "Filter" button. On the right, there are tabs for "Reflections", "Materials", "Final Report", and "All". The main content area shows a list of posts under the heading "Evidences". The first post is by Abraham Felipeo, created 12 minutes ago, and is marked as "Highlighted". The post content includes a heading "EVIDENCES" and a paragraph: "Please, add here all data collected from the action research, photos, pupils materials, etc. Evidence name and link to the resource Evidence name and link to the resource Evidence name and link to the resource ...add as many files as needed ...". Below the post, there are two comments by Nicolas Ducoulombier, one from 6 minutes ago and one from 10 minutes ago. The second comment says: "This is a really interesting subject based on investigation and that could be completed by other experiments in other context." Below the comments, there is an "Initial post" by Nicolas Ducoulombier, created 17 minutes ago. The post content includes a heading "INSTRUMENTS SECTION 2 STAGE 1. PREPARATION Instrument 1. Code of ethics and informed consent for participation ." and a paragraph: "(Please paste a link to your file below) DOUBLE CLICK to add the link to your code of ethics & informed consent for participation Instrument 2: Form for the analysis of previous training. DOUBLE CLU...". At the bottom of the post, there is an "Add a new comment" link.

- Filtering by student to see only the post of a specific student
- Filtering by dates to see only the post that you have not reviewed since your last connexion
- Filtering by category to see only a specifi category that you are working on at the moment
- Filtering by tags to reflect on a specific subject
- Search on a word in a title, a post or a comment
- See only higlighted posts

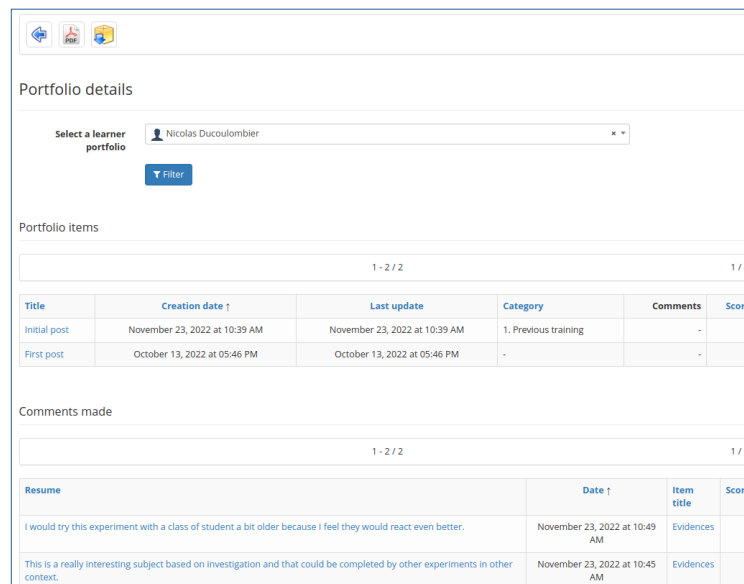


All these options can be used together to get to the exact content that is needed.

As a teacher of the course to be able to guide the student and help them in their reflection post can be marked as highlighted so that the other students will easily see it and be attracted to review it. A comment can also be marked as important.

The teacher can also copy a post from one student's portfolio to an other student's portfolio for him to reflect on this specific post.

All those elements help the teacher in the animation of the course and the students reflections.



Portfolio details

Select a learner portfolio: Nicolas Ducoulombier

Filter

Portfolio items

Title	Creation date ↑	Last update	Category	Comments	Score
Initial post	November 23, 2022 at 10:39 AM	November 23, 2022 at 10:39 AM	1. Previous training	-	-
First post	October 13, 2022 at 05:46 PM	October 13, 2022 at 05:46 PM	-	-	-

Comments made

Resume	Date ↑	Item title	Score
I would try this experiment with a class of student a bit older because I feel they would react even better.	November 23, 2022 at 10:49 AM	Evidences	-
This is a really interesting subject based on investigation and that could be completed by other experiments in other context.	November 23, 2022 at 10:45 AM	Evidences	-

Finally to have a review of a student work in the portfolio and be able to evaluate it, there is a specific page accessible for the user to review his own work and for the teacher to select a specific user with all its posts and all its comments. From this page it is also possible to export the personal portfolio as a PDF or as a zip with HTML content that will include all the attached documents or videos that could not be exported in the PDF export.

The different phases of piloting have helped in enhancing this tool to have better interaction and ease the work of the teacher.

This new tool will be part of the next release of [Chamilo LMS](#) version 1.11.18 to be published soon and available for all.